

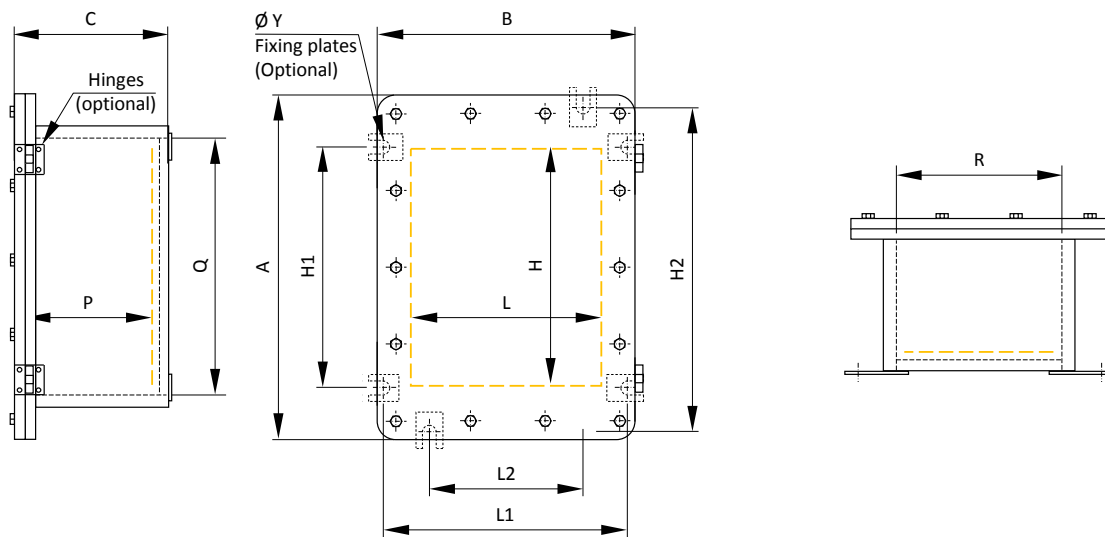
The EJB range of Ex d IIB or IIB + H₂ enclosures are in manufactured stainless steel AISI 316L and designed for control, monitoring, automation, distribution boards, motor starters or any other application.

They are suitable for ONSHORE and OFFSHORE environments.

Optionally, they can be provided with junction boxes and/or control and signalling units in increased safety (Ex e).

TECHNICAL DATA

Material	Stainless steel AISI 316L
IP rating	IP66 according to EN/IEC 60529
Temperature range	-20°C ... +40°C or +50°C or +60°C -50°C ... +40°C or +50°C or +60°C
Certificate	As equipment INERIS 14ATEX0001X IECEX INE 14.0006X As component INERIS 14ATEX9001U IECEX INE 14.0005U
Marking	II 2 GD As equipment Ex d IIB T6 ... T4 Gb Ex tb IIIC T85°C ... T135°C Db As component Ex d IIB Gb Ex tb IIIC Db
Surface treatment	Sand blasting
Accessories on request	Increased safety (Ex e) control and terminal enclosure in stainless steel AISI 316L Breather valves Fixing brackets in stainless steel AISI 316L Earth stud Cable glands



Dimensions

Product code	External			Internal			Fixing holes		Mounting plate	Fixing bolts	Weight
	A	B	C	P	Q	R	H1 x L1	H2 x L2	H x L	to apply	(kg)
EJB AS	319	254	171	141	235	170	-	295 x 110	185 x 120	M10 x 20	32
EJB BS	429	254	231	196	345	170	285 x 230 **	-	295 x 120	M10 x 20	42
EJB CS	491	416	252	217	390	315	330 x 376	-	340 x 265	M10 x 20	80
EJB DS	536	496	251	216	430	390	370 x 451	-	380 x 340	M10 x 20	99
EJB ES	601	546	266	221	495	440	405 x 509	-	435 x 380	M10 x 20	143
EJB FS	846	461	311	266	735	350	605 x 419	-	675 x 290	M10 x 20	180
EJB GS	836	616	308	253	725	505	605 x 590	-	675 x 455	M10 x 20	281
EJB HS	836	616	403	348	725	505	605 x 590	-	675 x 455	M10 x 20	310

** Optional only 2 mounting plates are supplied: on the top right and bottom left

Number maximum of entries per side

Size of entries	EJB A		EJB B		EJB C		EJB D		EJB E		EJB F		EJB G		EJB H	
	S1 (1)	S2 (1)	S1 (1)	S2 (1)	S1 (1)	S2 (1)	S1 (1)	S2 (1)	S1 (1)	S2 (1)	S1 (1)	S2 (1)	S1 (1)	S2 (1)	S1 (1)	S2 (1)
M20 or 1/2"	8	6	12	6	20	16	24	22	30	24	55	26	55	32	60	38
M25 or 3/4"	8	4	6	2	12	9	22	16	25	20	38	18	40	22	44	24
M32 or 1"	3	2	3	2	10	8	11	9	13	11	30	15	34	18	36	20
M50 or 1 1/2"	2	1	2	1	4	3	8	8	8	8	14	6	16	12	17	13
M63 or 2"	1	1	1	1	3	2	3	3	4	4	10	4	11	5	12	6
M75 or 2" 1/2	-	-	-	-	2	2	2	2	3	2	4	2	6	4	6	4
M80 or 3"	-	-	-	-	1	1	1	1	2	2	3	1	5	3	5	3

(1) S1: on the long sides - S2: on the short sides

Accessories and windows

Product code	Description
W80110 *	Windows size 80 x 100 mm
W80240 *	Windows size 80 x 240 mm
W120120 *	Windows size 120 x 120 mm
W160160 *	Windows 160 x 160 mm
W200200 *	Windows 200 x 200 mm
W140310 *	Windows 140 x 310 mm
W190340 *	Windows 190 x 340 mm
W215420 *	Windows 215 x 420 mm
Hinges AB	Couple of hinges for EJB size A and B
Hinges DE	Couple of hinges for EJB size D and E
Hinges FH	Couple of hinges for EJB size F, G and H
MOUTBRA AB	Couple of mounting bracket for EJB size A and B
MOUTBRA DE	Couple of mounting bracket for EJB size D and E
MOUTBRA FH	Couple of mounting bracket for EJB size F, G and H
DRAVAL	Drain valve

* As standard: horizontal layout



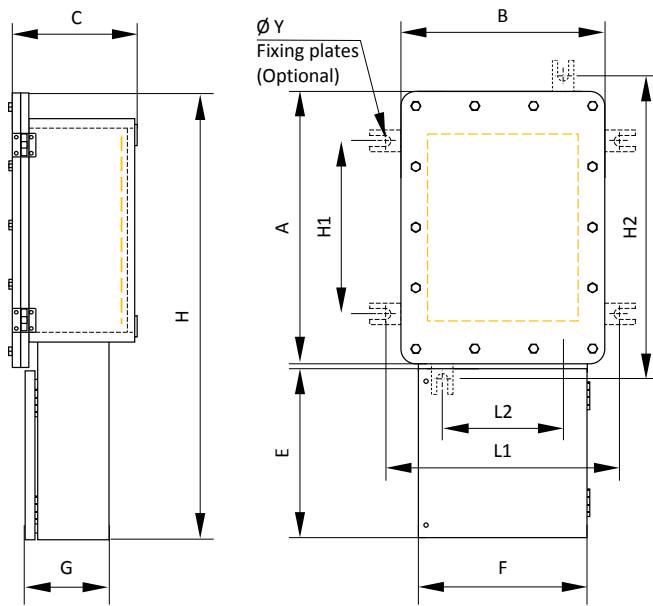


The EJB range of Ex d IIB or IIB + H₂ enclosures are in manufactured stainless steel AISI 316L and designed for control, monitoring, automation, distribution boards, motor starters or any other application.

They are suitable for ONSHORE and OFFSHORE environments.

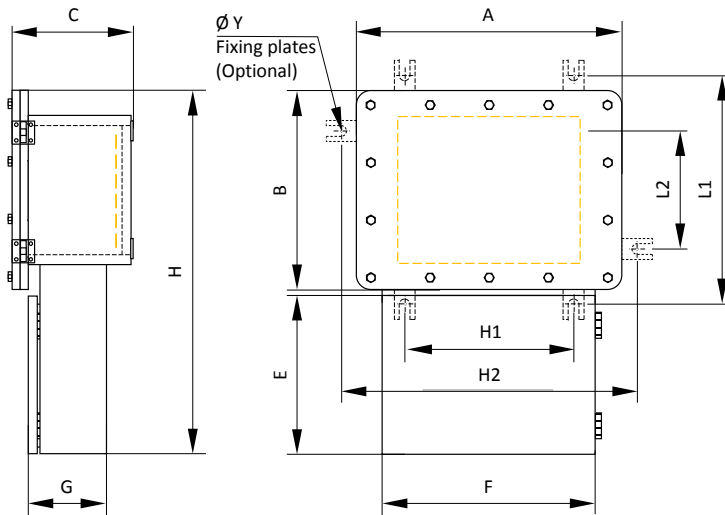
TECHNICAL DATA

Material	Stainless steel AISI 316L
IP rating	IP66 according to EN/IEC 60529
Temperature range	-20°C ... +40°C or +50°C or +60°C -50°C ... +40°C or +50°C or +60°C
Certificate	As equipment INERIS 14ATEX0001X IECEX INE 14.0006X As component INERIS 14ATEX9001U IECEX INE 14.0005U
Marking	II 2 GD As equipment Ex d IIB T6 ... T4 Gb Ex tb IIIC T85°C ... T135°C Db As component Ex d IIB Gb Ex tb IIIC Db
Surface treatment	Sand blasting
Accessories on request	Breather valves Fixing brackets in stainless steel AISI 316L Earth stud Cable glands



Product code	External							Fixing holes		Mounting plate	Fixing Y	Weight (kg)
	A	B	C	E	F	G	H	H1 x L1	H2 x L2			
EJB AS GW1	319	254	171		On request			-	295 x 110	185 x 120	10	32
EJB BS GW1	429	254	231		On request			285 x 230 **	-	295 x 120	10	42
EJB CS GW1	491	416	252	200	300	200	751	330 x 376	-	340 x 265	10	87
EJB DS GW1	536	496	251	300	400	200	846	370 x 451	-	380 x 340	10	109
EJB ES GW1	601	546	266	300	400	200	856	405 x 509	-	435 x 380	11	152
EJB FS GW1	846	461	311	300	400	200	1156	605 x 419	-	675 x 290	11	190
EJB GS GW1	836	616	308	400	500	250	1246	605 x 590	-	675 x 455	11	295
EJB HS GW1	836	616	403	400	500	250	1246	605 x 590	-	675 x 455	11	325

** Optional only 2 mounting plates are supplied: on the top right and bottom left



Product code	External							Fixing holes		Mounting plate	Fixing bolts Y	Weight (kg)
	A	B	C	E	F	G	H	H1 x L1	H2 x L2			
EJB AS GW2	319	254	171	250	300	150	514	-	295 x 110	185 x 120	10	39
EJB BS GW2	429	254	231	250	300	150	514	285 x 230 **	-	295 x 120	10	49
EJB CS GW2	491	416	252	300	400	200	726	330 x 376	-	340 x 265	10	90
EJB DS GW2	536	496	251	300	400	200	806	370 x 451	-	380 x 340	10	109
EJB ES GW2	601	546	266	300	500	200	856	405 x 509	-	435 x 380	11	157
EJB FS GW2	846	461	311	400	600	250	871	605 x 419	-	675 x 290	11	196
EJB GS GW2	836	616	308	400	600	250	1026	605 x 590	-	675 x 455	11	296
EJB HS GW2	836	616	403	500	700	250	1026	605 x 590	-	675 x 455	11	327

** Optional only 2 mounting plates are supplied: on the top of the left side and on the bottom of the right side